

Epic Training

Finding the Supportive Care Questionnaire (SCQ) in MyChart

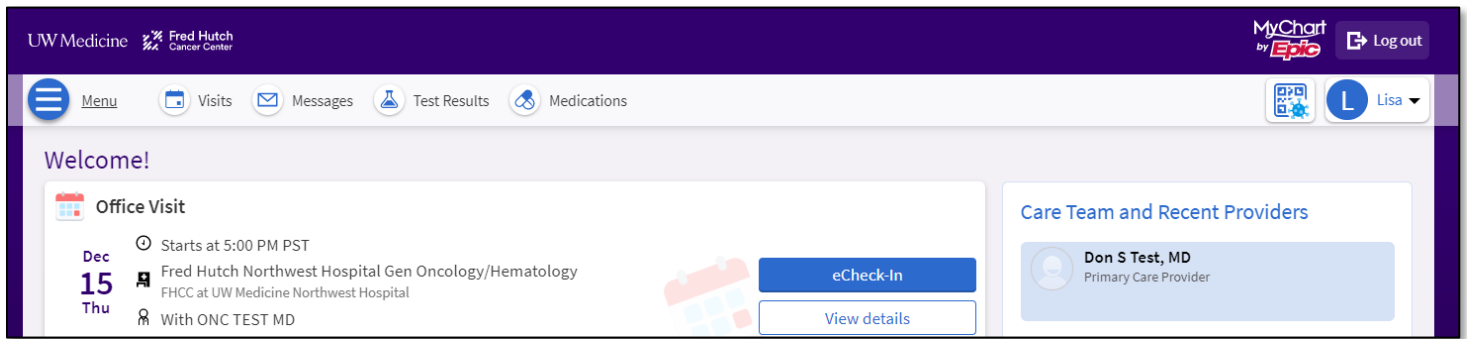
Beacon | MyChart Patients

Finding the Supportive Care Questionnaire (SCQ) in MyChart

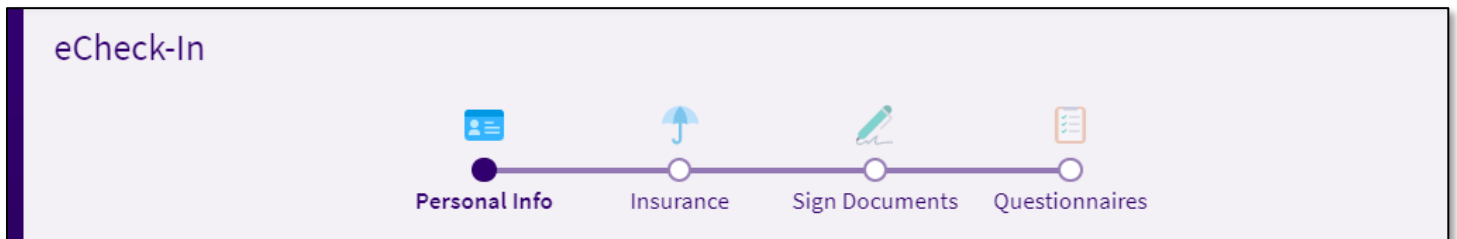
As a new patient at Fred Hutchinson Cancer Center, you will receive a Supportive Care questionnaire through MyChart. Follow the steps below to locate and fill this out.

From eCheck-In:

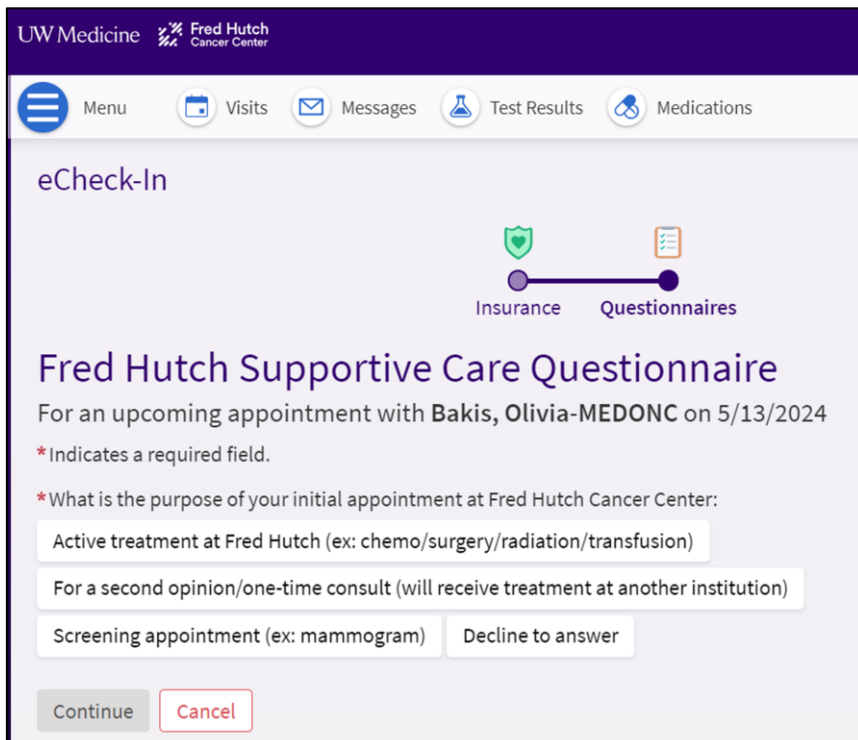
1. From the MyChart main screen, go to **eCheck-In**.



2. Complete the steps as prompted, one of the steps will be **Questionnaires**.



3. Complete the Fred Hutch Supportive Care Questionnaire which has been linked to the upcoming visit.




Epic Training

Finding the Supportive Care Questionnaire (SCQ) in MyChart

Beacon | MyChart Patients

From Questionnaire List:

1. From the MyChart drop-down menu, select **Questionnaires**.



2. The Fred Hutch Supportive Care Questionnaire (SCQ) should be visible in the list of questionnaires. Click on the questionnaire to begin filling it out.